

OXFORD BEDROOM



Oxford, is a wonderful combination of style and value. The undercut beveled top and tapered legs give Oxford it's unique residential look, while the laminate top and heavy duty drawer glides allow it to perform in tough use settings. The warm espresso finish is a particularly popular option for all aspects of today's interior designs.



2 DRAWER NIGHTSTAND

111-49-3000
24 x 18 x 24 in



4 DRAWER CHEST

104-49-3000
37 x 18 x 42 in



5 DRAWER CHEST

105-49-3000
37 x 18 x 53 in



DOUBLE DRESSER

107-49-3000
60 x 18 x 36 in



TWIN HEADBOARD

131-49-3000
40 x 2 x 24 in



FULL HEADBOARD

141-49-3000
60 x 2 x 24 in



MIRROR

116-49-3000
30 x 2 x 42 in

OXFORD SPECIFICATIONS:

FEATURES AND BENEFITS:

- Beveled edge tops and 2" face frame on the side of the case provides A residential look.
- 6" Nickel plated hooded pulls provided on each drawer face.
- ¾" panels include a minimum of 45lb density pressed wood balanced with a backer and HPL decorative side.
- 4 sided French dovetail drawer stock (standard).
- Full extension ball bearing drawer glides rated at 100lbs (pull force).
- Laminate panels are mechanically fastened to a 1" x 1" solid wood frame at multiple levels to keep cabinet rigid and square.
- All PVC edges are custom matched in color to the laminate selected. Thickness varies from .018" to 3MM depending on application.
- Back panels of each unit is a finished 1/4" Corelite board, unless specified otherwise.
- All units include a solid wood base with institutional grade polypropylene glides.
- Tops, drawer bodies and apply pulls are all replaceable.
- Water based adhesives are used that comply to NEMA/ANSI standards.

10 YEAR WARRANTY

FINISH OPTIONS:

STANDARD CASEGOOD FINISH:



Espresso

OPTIONAL FINISHES AVAILABLE ON MINIMUM ORDERS OF 20:



5th Ave. Elm




Studio Teak




Asian Night




Cocobala



Black Crystal




Wild Cherry



Skyline Walnut



Cafelle



Walnut Heights