


LANCASTER BEDROOM



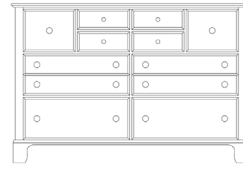
Lancaster Bedroom, proudly made in the USA, offers two beautiful finish options that are uniquely paired with different drawer pulls. Each variation brings an updated look to this traditional furniture style, and both feature dovetail construction on all drawers.



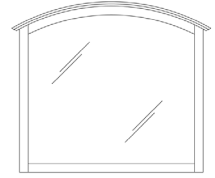
5 DRAWER CHEST
105-20-7000
38 x 18 x 54 in



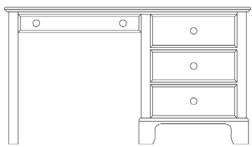
BEDSIDE CHEST
113-20-7000
26 x 16 x 26 in




TRIPLE DRESSER
108-20-7000
58 x 18 x 40 in




LARGE MIRROR
117-20-7000
42 x 2 x 39 in




DESK WITH DRAWERS
190-20-7000
52 x 23 x 30 in




DESK HUTCH
194-20-7000
51 x 12 x 45 in




TWIN PANEL HEADBOARD
131-20-7000
44 x 5 x 53 in



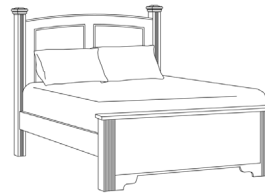
TWIN PANEL BED
130-20-7000
44 x 86 x 53 in



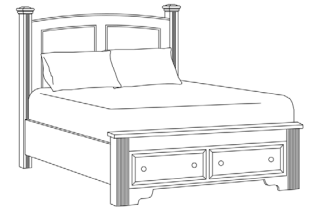
TWIN STORAGE BED
137-20-7000
44 x 86 x 53 in




FULL PANEL HEADBOARD
141-20-7000
58 x 5 x 53 in



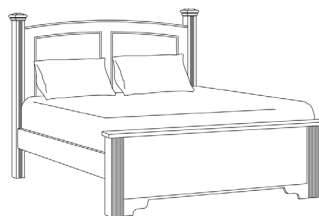
FULL PANEL BED
140-20-7000
58 x 86 x 53 in



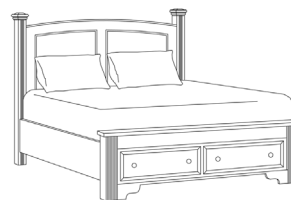
FULL STORAGE BED
147-20-7000
58 x 86 x 53 in



QUEEN PANEL HEAD-BOARD
151-20-7000
65 x 5 x 56 in



QUEEN PANEL BED
150-20-7000
65 x 86 x 56 in



QUEEN STORAGE BED
157-20-7000
65 x 86 x 56 in


LANCASTER SPECIFICATIONS:

CASEGOOD FEATURES:


- Completely sourced and built in the US from reforestation compliant wood mills
- 80% of lumbar is sourced from within 200 miles of the factory
- Constructed of solid wood exterior framing and drawer fronts; and veneer tops and sides
- 5 step finishing process including fine sanding and clear sealers for protection
- Hardwood interior framing with mortise and tenon joints, lap joints and dado joints
- Reinforced bases and tops with corner blocks that are both glued and screwed
- Drawer boxes feature French dovetail joints and a "captured" drawer bottom in dado slot
- Drawer glide system is a center under mount wood runner/metal guide system
- Drawer hardware is solid wood and metal with metal threaded inserts for secure attachment to the drawer face.
- Beds have multi ply side rails that attach to bed ends with threaded bolts and receiving sleeves for a secure metal to metal connection. Horizontal bed slats are screwed to support cleats on each side rail

FINISH OPTIONS:

STANDARD CASEGOOD FINISH:



Cherry



Merlot

