

ALA CARTE METAL DINING CHAIRS



Ala Carte Metal Dining Chairs, Ala Carte Metal Dining Chairs is a collection of twelve metal frame chairs made to withstand the toughest use facilities. With features like full circumference welds and replaceable seats & backs, these chairs will last for years with virtually no maintenance. The wide variety of styles allows you to work with any existing room décor. The finishes match those of our Ala Carte wood chairs and dining tables, so the end result is a beautifully coordinated dining, meeting or study environment.

ALA CARTE METAL DINING CHAIRS

MANY CHAIR STYLES ARE AVAILABLE IN:



Counter Height Stool



Bar Height Stool

FOR USE AT:
36" Height Surface

FOR USE AT:
42" Height Surface



**TUFFY CHAIR
CRESCENT BACK**
222-05-1000
18 x 19 x 31 in



**TUFFY CHAIR
WOOD SLAT BACK** *
222-25-7000
18 x 20 x 34 in



**TUFFY CHAIR
PERFORATED BACK** *
222-25-8000
18 x 20 x 32 in



**TUFFY CHAIR
METAL SLAT BACK SIDE CHAIR** *
222-25-3000
18 x 20 x 32 in



**TUFFY CHAIR
METAL SLAT BACK ARM CHAIR**
221-05-3000
23 x 22 x 32 in



INDUSTRIAL
220-07-8000
18 x 21 x 31 in



VENICE STACK CHAIR
220-07-7000
20 x 22 x 35 in



ROCKWOOD SIDE CHAIR
220-07-4000
19 x 24 x 34 in



ROCKWOOD ARM CHAIR
221-07-4000
24 x 24 x 34 in



DUET SIDE CHAIR
220-26-1000
21 x 23 x 33 in



DUET ARM CHAIR
221-26-5000
26 x 23 x 33 in

ALA CARTE METAL DINING CHAIR

SPECIFICATIONS:

TUFFY CRESCENT BACK, TUFFY WOOD SLAT BACK, TUFFY PERFORATED BACK, TUFFY METAL SLAT BACK:

- 18 gauge steel frame construction
- Rubberwood seat construction
- Padded seat option available: 1" pullover style cushion
- Tuffy Metal Slat Back Chair available with arms.
- Standard graphite colored PVC arm caps are resistant to abrasion and most chemicals.
- Non-marring butyrate glides

INDUSTRIAL:

- Rustic rough sawn birchply and saddle style seat
- 1" Square steel frame
- Semi-matte wood stain finish
- Non-marring butyrate glides

VENICE STACKED CHAIR:

- Beech veneer shell
- High strength steel frame

ROCKWOOD SIDE CHAIR AND ARM CHAIR:

- Saddle style maple ply seat
- 1" Pullover seat available
- Contoured maple ply upper back
- Low Lumbar support spokes
- Non marring butyrate glides


10 YEAR WARRANTY

FINISH OPTIONS:


AVAILABLE METAL FINISHES:




Almond



Black




Brown



Pewter

AVAILABLE WOOD FINISHES:



Mahogany



Natural Maple



Walnut



Wild Cherry

*Tuffy chairs with * are offered as a standard in a black metal frame. Other finishes available at and additional cost.

DUET FEATURES SPECIFICATIONS:

DUET SEATING FEATURES:

- High density stacking chair (select models up to 40 high)
- Sled base
- Wall saver leg design prevents chair back from damaging walls
- Seat pan has waterfall edge to help maintain proper leg circulation
- Design to be easily moved via a hand-hold pass through located on top of edge of chair
- Seating shipped fully assembled
- Integrated arms match shell color, if specified
- Cantilever arms do not restrict leg movement

ARM CHAIR:

- Stacks up to four high on floor or 20 high on chair dolly

SIDE CHAIR:

- Stacks up to 12 high on floor or 40 high on chair dolly

CONSTRUCTION FRAME:

- Solid steel rod with chrome finish
- Polypropylene shroud on underside of seat frame prevents imprints or damage to upholstered chairs when stacked

CONSTRUCTION SEAT AND BACK:

- Molded polypropylene

CONSTRUCTION ARMS:

- Fiberglass reinforced cantilever nylon arms
- Cantilever designs allows freedom of movement and accommodates larger users

CONSTRUCTION GLIDES:

- Polycarbonates glides, translucent and non-marking
- Glides can be removed for ease of movement on carpeted flooring

UPHOLSTERY:

- Seat can be upholstered in fabric , vinyl or leather
- Seat and back can be upholstered in fabric, vinyl or leather

FOAM SEAT AND BACK:

- 0.75 in (19 mm) Thick Foam
- Density: 1.6 lbs. ILD: 70
- 5/8 in (16mm) Thick Foam
- Density: 1.5 lbs. ILD: 40

WEIGHT CAPACITY:

- Designed for an active weight capacity of 300 lbs per seat

10 YEAR WARRANTY



FINISH OPTIONS:

DUET CHAIR COLORS:



Buzz Blue



Cactus



Carrot



Cloud



Dijon



Eggplant



Fog



Frost



Ink



Latte



Night



Sand



Scarlet



Shadow



489-20 Johnson Avenue, Bohemia, NY 11716 | (631) 256-6577 | (800) 397-7776 | InteriorResourcesUSA.com

