

ESTATE UPHOLSTERY



With hardwood frame construction, durable seat support and commercial-grade foam, our **Estate Upholstery** line exhibits class and elegance, with the ability to withstand hard use environments. Be able to satisfy any requirement, actualize any vision, and meet any budget – this group is certainly a world away from being ordinary.



BUFFETT

SOFA
003-16-1100
79 x 35 x 34 in

LOVESEAT
005-16-1100
55 x 35 x 34 in

CHAIR
007-16-1100
32 x 35 x 34 in

OTTOMAN
009-16-1100
23 x 19 x 18 in



ROCKEFELLER

SOFA
003-16-2100
84 x 38 x 36 in

LOVESEAT
005-16-2100
62 x 38 x 36 in

CHAIR
007-16-2100
38 x 36 x 36 in

OTTOMAN
009-16-2100
25 x 19 x 19 in



FLAGLER

SOFA
003-16-3400
79 x 38 x 35 in

LOVESEAT
005-16-3400
58 x 38 x 35 in

CHAIR
007-16-3400
35 x 38 x 35 in

OTTOMAN
009-16-3400
29 x 24 x 18 in




CARNEGIE

SOFA
003-16-2400
78 x 36 x 36 in

LOVESEAT
005-16-2400
70 x 36 x 36 in

CHAIR
007-16-2400
32 x 36 x 39 in

OTTOMAN
009-16-2400
26 x 22 x 20 in



HUGHES

SOFA
003-58-1000
80 x 30 x 35 in

LOVESEAT
005-58-1000
56 x 30 x 35 in

CHAIR
007-58-1000
34 x 30 x 35 in



KENNEDY

SOFA
003-58-2000
80 x 34 x 36 in

LOVESEAT
005-58-2000
56 x 34 x 36 in

CHAIR
007-58-2000
33 x 34 x 36 in



WALTON

SOFA
003-58-3000
86 x 38 x 36 in

LOVESEAT
005-58-3000
62 x 38 x 36 in



CABOT

SOFA
003-58-4000
82 x 36 x 35 in

LOVESEAT
005-58-4000
58 x 36 x 35 in

CHAIR
007-58-4000
33 x 36 x 35 in



SLOAN

SOFA
003-16-3100
86 x 34 x 28 in

CHAIR
007-16-3100
32 x 34 x 38 in



EDISON

SOFA
003-16-3200
84 x 36 x 31 in

LOVESEAT
005-16-3200
72 x 36 x 31 in

CHAIR
007-16-3200
44 x 36 x 31 in

OTTOMAN
009-16-3200
30 x 22 x 19 in



MORGAN

SOFA
003-16-3300
73 x 36 x 33 in

LOVESEAT
005-16-3300
55 x 36 x 33 in

ESTATE UPHOLSTERY SPECIFICATIONS:

FEATURES AND BENEFITS:

- 1.8 High Resilient Ultra Cell foam core (24% soy base), wrapped in two layers of plush reflex foam and 1oz fiber. All cushions and padding materials meet UFAC.
- 8 Gauge 60% post consumer recycled sinuous steel springs spaced 5" apart, inter spring connected with two tie wires. Inside arms of sofas and loveseat with additional double springs for additional heavy use support and comfort. Spring system to be secured with additional hardwood stabilizer front rail and covered with heavy duty batting and seat denim.
- 10-12 Gauge 60% post consumer recycled sinuous steel springs secured with insulated self lubricating clips and innerspring connected with steel tie wires. Spring support system covered in heavy duty batting, high resilient foam and 1 oz fiber.
- Frame stocks are harvested from certified sustainable sources. All stress joints to be connected utilizing one of the following, Double Doweled, screwed and glued - corner block, glued and heavy duty frame staples. Glue is polyvinyl acetate.
- Durable catalyzed finish, HAPS free (Hazardous Air Pollutants), Microban antimicrobial, UV inhibitor, and resistant to cleaning chemicals.
- Legs are removable.

FINISH OPTIONS:

ESTATE UPHOLSTERY WOOD FOOT FINISHES:



Black



Cherrywood



Cocobala



Coffee




Cream

Dark
Chocolate


Empire

English
ChestnutFonthill
Pear

Honey

Kensington
Maple

Light Oak



Mahogany

Mocha
CafelleNew Age
Oak

Nutwood



Oak

Persian
Studio Teak

Solar Oak




Spice



Steel

Uptown
Walnut
Heights

Walnut

Warm
Columbian
WalnutWild
Montana
Walnut